



Principals of Adobe | Curriculum Map

Time Frame	Unit of Study/ Topics	Objectives/ Essential Questions	Common Core/ Danielson Standards Assessed	Resources *including scaffolds (i.e.: specific texts, references, etc.)	Formative Assessments (i.e.: quizzes, mini-writing pieces, group work, conferencing, etc.)	Culminating Assessments (i.e.: final tests, projects, presentations, etc.)
September Week 1	<p style="text-align: center;">Adobe Photoshop Project Designs</p> <p style="text-align: center;">1st Semester</p> 	<p><u>Focus Question</u></p> <ul style="list-style-type: none"> How should a Graphic Artist set up his or her files to conduct business? <p><u>Objective</u></p> <ul style="list-style-type: none"> Students will complete 3 different projects, and place all their files in the correct sub folders for a teacher / peer evaluation 	<p>Danielson Standards:</p> <ul style="list-style-type: none"> Danielson Component 1a Demonstrating Knowledge of Content and Pedagogy. Danielson Component 2b Establishing a Culture for Learning <p><u>NY State Art Standard 1</u></p> <ul style="list-style-type: none"> Students will develop an understanding of the personal and cultural forces that shape artistic communication and how the arts in turn shape the diverse cultures of past and present society. <p><u>NY State Art Standard 5</u></p> <ul style="list-style-type: none"> Students will develop an understanding of the personal and cultural forces that shape artistic communication, and how the arts in turn shape the diverse cultures of past and present society. 	<p><u>Project Reference Guideline</u></p> <p>A set of steps that revisits all the skills in the Adobe Certification exam to be reflected in each project. (to be saved for each project in each sub folder.</p> <p><u>External Web Link</u> http://tv.adobe.com/show/understanding-adobe-photoshop-cs6/</p> <p>The above link is to assist students to review Photoshop skills forgotten while designing their projects.</p>	<p><u>File Management</u></p> <ul style="list-style-type: none"> Students will create a main folder called “Graphic Design” Students will 3 sub folders within the “Graphic Design” Folder called Project 1, Project 2, and Project 3. Within those sub folders will be an image folder, the Project, and the guideline Students will save their guideline highlighted with the functions completed in blue, and leave the functions not understood black for review. 	<ul style="list-style-type: none"> Students will complete 3 different projects, and place all their files in the correct sub folders for a teacher / peer evaluation The teacher and student will review project 1, 2 and follow the highlighted guideline for a grade assessment measuring understanding and progress made by each student.
Week 2	Adobe Photoshop Project 1,2 Continued	Adobe Photoshop Project 1,2 Continued	Adobe Photoshop Project 1,2 Continued	Adobe Photoshop Project 1,2 Continued	Adobe Photoshop Project 1,2 Continued	Adobe Photoshop Project 1,2 Continued
Week 3	Adobe Photoshop Project 1,2 Continued	Adobe Photoshop Project 1,2 Continued	Adobe Photoshop Project 1,2 Continued	Adobe Photoshop Project 1,2 Continued	Adobe Photoshop Project 1,2 Continued	Adobe Photoshop Project 1,2 Continued
Week 4	Adobe Photoshop Project 1,2 Continued	Adobe Photoshop Project 1,2 Continued	Adobe Photoshop Project 1,2 Continued	Adobe Photoshop Project 1,2 Continued	Adobe Photoshop Project 1,2 Continued	Adobe Photoshop Project 1,2 Continued




Principals of Adobe | Curriculum Map

Time Frame	Unit of Study/ Topics	Objectives/ Essential Questions	Common Core Standards Addressed	Resources (i.e.: specific texts, references, etc.)	Formative Assessments (i.e.: quizzes, mini-writing pieces, group work, conferencing, etc.)	Culminating Assessment (i.e.: final tests, projects, presentations, etc.)
<p>December Week 1</p>	<p style="text-align: center;">Adobe Photoshop Project Designs 3rd Semester</p> 	<p><u>Focus Question</u></p> <ul style="list-style-type: none"> How can we take a client's graphics, and edit them to suit his or her needs for a specific theme? <p><u>Objective</u></p> <ul style="list-style-type: none"> Students will complete 3 different projects, and place all their files in the correct sub folders for a teacher / peer evaluation 	<p>Danielson Standards:</p> <ul style="list-style-type: none"> Danielson Component 1a Demonstrating Knowledge of Content and Pedagogy. Danielson Component 2b Establishing a Culture for Learning <p>NY State Art Standard 1</p> <ul style="list-style-type: none"> Students will develop an understanding of the personal and cultural forces that shape artistic communication and how the arts in turn shape the diverse cultures of past and present society. <p>NY State Art Standard 5</p> <ul style="list-style-type: none"> Students will develop an understanding of the personal and cultural forces that shape artistic communication, and how the arts in turn shape the diverse cultures of past and present society. 	<p><u>Project Reference Guideline</u></p> <p>A set of steps that revisits all the skills in the Adobe Certification exam to be reflected in each project. (to be saved for each project in each sub folder.</p> <p><u>External Web Link</u> http://tv.adobe.com/show/understanding-adobe-photoshop-cs6/</p> <p>The above link is to assist students to review Photoshop skills forgotten while designing their projects.</p>	<p><u>File Management</u></p> <ul style="list-style-type: none"> Students will create a main folder called "Graphic Design" Students will 3 sub folders within the "Graphic Design" Folder called Project 1, Project 2, and Project 3. Within those sub folders will be an image folder, the Project, and the guideline Students will save their guideline highlighted with the functions completed in blue, and leave the functions not understood black for review. 	<ul style="list-style-type: none"> Students will complete 3 different projects, and place all their files in the correct sub folders for a teacher / peer evaluation The teacher and student will review project 1, 2 and follow the highlighted guideline for a grade assessment measuring understanding and progress made by each student.
<p>Week 2</p>	<p>Adobe Photoshop Project 1,2 Continued (3rd Semester)</p>	<p>Adobe Photoshop Project 1,2 Continued (3rd Semester)</p>	<p>Adobe Photoshop Project 1,2 Continued (3rd Semester)</p>	<p>Adobe Photoshop Project 1,2 Continued (3rd Semester)</p>	<p>Adobe Photoshop Project 1,2 Continued (3rd Semester)</p>	<p>Adobe Photoshop Project 1,2 Continued (3rd Semester)</p>
<p>Week 3</p>	<p>Adobe Photoshop Project 1,2 Continued (3rd Semester)</p>	<p>Adobe Photoshop Project 1,2 Continued (3rd Semester)</p>	<p>Adobe Photoshop Project 1,2 Continued (3rd Semester)</p>	<p>Adobe Photoshop Project 1,2 Continued (3rd Semester)</p>	<p>Adobe Photoshop Project 1,2 Continued (3rd Semester)</p>	<p>Adobe Photoshop Project 1,2 Continued (3rd Semester)</p>
<p>Week 4</p>	<p>Adobe Photoshop Project 1,2 Continued (3rd Semester)</p>	<p>Adobe Photoshop Project 1,2 Continued (3rd Semester)</p>	<p>Adobe Photoshop Project 1,2 Continued (3rd Semester)</p>	<p>Adobe Photoshop Project 1,2 Continued (3rd Semester)</p>	<p>Adobe Photoshop Project 1,2 Continued (3rd Semester)</p>	<p>Adobe Photoshop Project 1,2 Continued (3rd Semester)</p>



Principals of Adobe | Curriculum Map

Time Frame	Unit of Study/ Topics	Objectives/ Essential Questions	Common Core Standards Assessed	Resources *including scaffolds (i.e.: specific texts, references, etc.)	Formative Assessments (i.e.: quizzes, mini-writing pieces, group work, conferencing, etc.)	Culminating Assessments (i.e.: final tests, projects, presentations, etc.)
February Week 1	Adobe Photoshop Project Designs 4 th Semester 	<p><u>Focus Question</u></p> <ul style="list-style-type: none"> How can we take a client's graphics, and edit them to suit his or her needs for a specific theme? <p><u>Objective</u></p> <ul style="list-style-type: none"> Students will complete 3 different projects, and place all their files in the correct sub folders for a teacher / peer evaluation 	<p>Danielson Standards:</p> <ul style="list-style-type: none"> Danielson Component 1a Demonstrating Knowledge of Content and Pedagogy. Danielson Component 2b Establishing a Culture for Learning <p>NY State Art Standard 1</p> <ul style="list-style-type: none"> Students will develop an understanding of the personal and cultural forces that shape artistic communication and how the arts in turn shape the diverse cultures of past and present society. <p>NY State Art Standard 5</p> <ul style="list-style-type: none"> Students will develop an understanding of the personal and cultural forces that shape artistic communication, and how the arts in turn shape the diverse cultures of past and present society. 	<p><u>Project Reference Guideline</u></p> <p>A set of steps that revisits all the skills in the Adobe Certification exam to be reflected in each project. (to be saved for each project in each sub folder.</p> <p><u>External Web Link</u> http://tv.adobe.com/show/understanding-adobe-photoshop-cs6/</p> <p>The above link is to assist students to review Photoshop skills forgotten while designing their projects.</p>	<p><u>File Management</u></p> <ul style="list-style-type: none"> Students will create a main folder called "Graphic Design" Students will 3 sub folders within the "Graphic Design" Folder called Project 1, Project 2, and Project 3. Within those sub folders will be an image folder, the Project, and the guideline Students will save their guideline highlighted with the functions completed in blue, and leave the functions not understood black for review. 	<ul style="list-style-type: none"> Students will complete 3 different projects, and place all their files in the correct sub folders for a teacher / peer evaluation The teacher and student will review project 1, 2 and follow the highlighted guideline for a grade assessment measuring understanding and progress made by each student.
Week 2	Adobe Photoshop Project 1,2 Continued (4 th Semester)	Adobe Photoshop Project 1,2 Continued (4 th Semester)	Adobe Photoshop Project 1,2 Continued (4 th Semester)	Adobe Photoshop Project 1,2 Continued (4 th Semester)	Adobe Photoshop Project 1,2 Continued (4 th Semester)	Adobe Photoshop Project 1,2 Continued (4 th Semester)
Week 3	Winter Break	Winter Break	Winter Break	Winter Break	Winter Break	Winter Break
Week 4	Adobe Photoshop Project 1,2 Continued (4 th Semester)	Adobe Photoshop Project 1,2 Continued (4 th Semester)	Adobe Photoshop Project 1,2 Continued (4 th Semester)	Adobe Photoshop Project 1,2 Continued (4 th Semester)	Adobe Photoshop Project 1,2 Continued (4 th Semester)	Adobe Photoshop Project 1,2 Continued (4 th Semester)



Principals of Adobe | Curriculum Map

Time Frame	Unit of Study/ Topics	Objectives/ Essential Questions	Common Core Standards Assessed	Resources *including scaffolds (i.e.: specific texts, references, etc.)	Formative Assessments (i.e.: quizzes, mini-writing pieces, group work, conferencing, etc.)	Culminating Assessments (i.e.: final tests, projects, presentations, etc.)
April Week 1	Adobe Photoshop Project 1(5 th Semester)	Adobe Photoshop Project 1(5 th Semester)	Adobe Photoshop Project 1(5 th Semester)	Adobe Photoshop Project 1(5 th Semester)	Adobe Photoshop Project 1(5 th Semester)	Adobe Photoshop Project 1(5 th Semester) is due
Week 2	Spring Break	Spring Break	Spring Break	Spring Break	Spring Break	Spring Break
Week 3	Adobe Photoshop Project 2 (5 th Semester)	Adobe Photoshop Project 2 (5 th Semester)	Adobe Photoshop Project 2 (5 th Semester)	Adobe Photoshop Project 2 (5 th Semester)	Adobe Photoshop Project 2 (5 th Semester)	Adobe Photoshop Project 2 (5 th Semester)
Week 4	Adobe Photoshop Project 2 (5 th Semester) is due!	Adobe Photoshop Project 3 (5 th Semester)	Adobe Photoshop Project 3 (5 th Semester)	Adobe Photoshop Project 3 (5 th Semester)	Adobe Photoshop Project 3 (5 th Semester)	Adobe Photoshop Project 3 (5 th Semester)

